

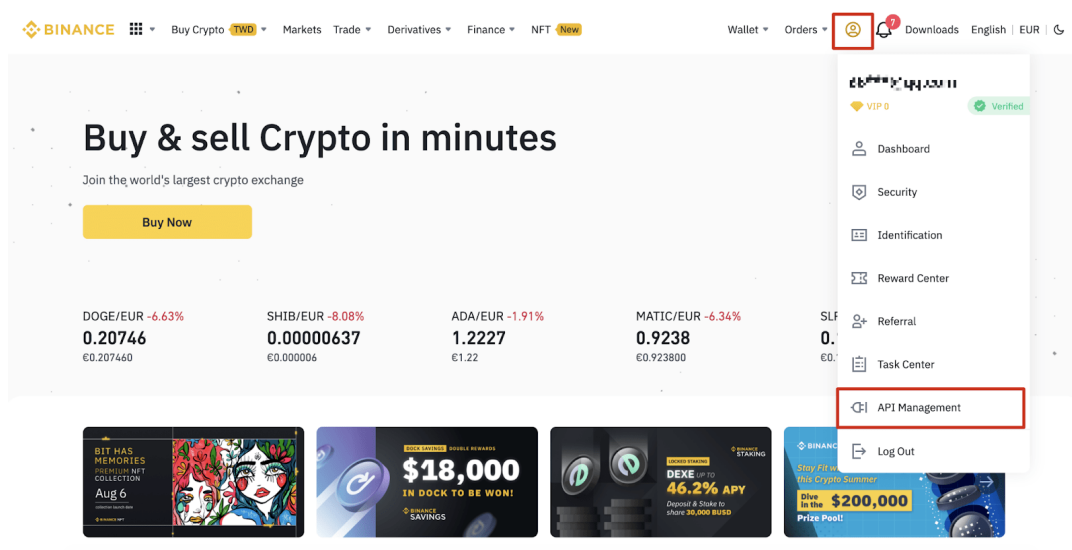
How to Create API

Creating an API allows you to connect our software to Binance's servers. This will allow our software to open and close trades on your behalf via our automated system.

Creating an API is a simple process that can be completed in just a few minutes.

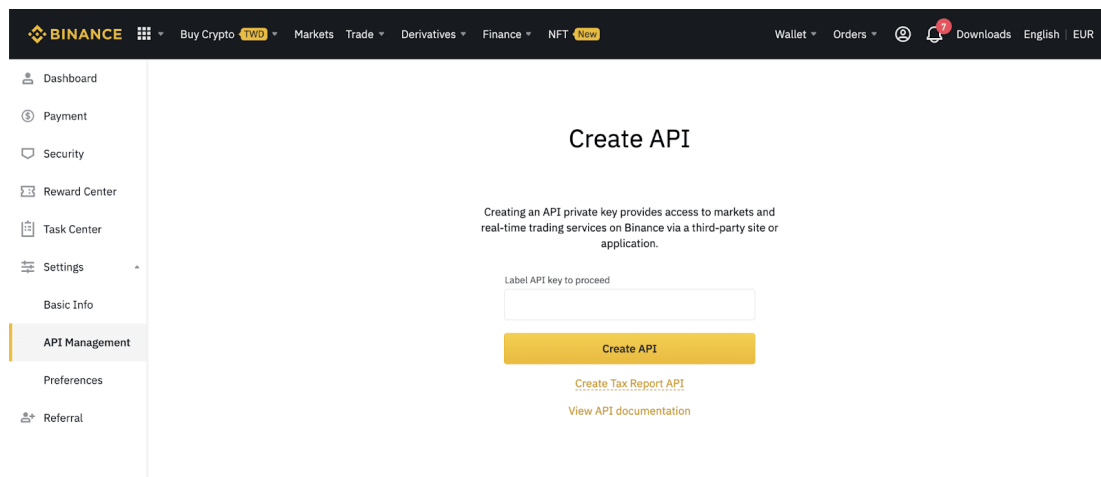
How to create your own Binance.com API?

1. After logging into your Binance.com account, click **[API Management]** from the user center icon.

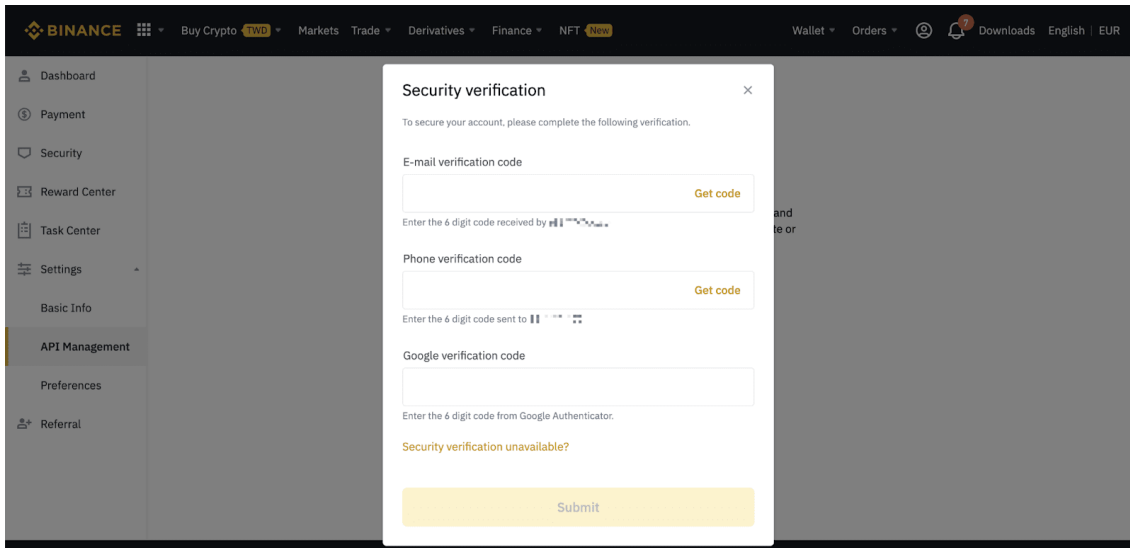


2. Enter a label/name for your API key and click **[Create API]**.

Remember: Before creating an API, you need to enable **two-factor authentication (2FA)** on your account.



3. Complete the security verification.



4. Your API is now created. **Please keep your Secret Key securely as will not be shown again. Do not share this key with anyone.** If you forget your Secret Key, you will need to delete the API and create a new one.

Please take note of the IP access restrictions.

For Spot accounts please check ONLY the “Enable Spot & Margin Trading”


A screenshot of the "API List" page on Binance. The page title is "API List" and there is a "Delete all API" button in the top right. The main content area shows details for an API named "BrandNewApi". On the left, there is a QR code with the text "Scan to get address". To the right of the QR code, there are buttons for "Edit restrictions" and "Delete". The API details include: "API Key" (a long alphanumeric string with a "Copy" button), "Secret Key" (a long alphanumeric string), and "API restrictions" which are a list of checkboxes: "Enable Reading" (checked), "Enable Spot & Margin Trading" (checked, with a red arrow pointing to it), "Enable Margin" (unchecked), "Enable Vanilla Options" (unchecked), "Enable Futures" (unchecked), "Enable Withdrawals" (unchecked), and "Permits Universal Transfer" (unchecked). At the bottom, there are "IP access restrictions" with two radio buttons: "Unrestricted (Less Secure)" (selected) and "Restrict access to trusted IPs only (Recommended)".

For Futures accounts, please check ONLY "Enable Futures"

API List

[Delete all API](#)

BrandNewApi [Edit restrictions](#) [Delete](#)



Scan to get address

API Key
[Redacted] [Copy](#)

Secret Key
[Redacted]

API restrictions

<input checked="" type="checkbox"/> Enable Reading	<input type="checkbox"/> Enable Spot & Margin Trading	<input type="checkbox"/> Enable Withdrawals
<input type="checkbox"/> Enable Margin	<input checked="" type="checkbox"/> Enable Futures	<input type="checkbox"/> Permits Universal Transfer
<input type="checkbox"/> Enable Vanilla Options		

IP access restrictions:

[Unrestricted \(Less Secure\)](#)

[Restrict access to trusted IPs only \(Recommended\)](#)